



## THE AUTHENTIC T-SHIRT COMPANY® Pro Team Baseball Jersey - S3526

### Product Features:

- 6.3-oz, 100% polyester jersey knit
- Contrast colour raglan sleeves
- Cationic dye process resistant to colour bleeding













Adult sizes XS-4XL

### Comparable styles:

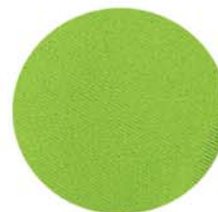
Y3526 – Pro Team Baseball Youth Jersey  
S350 – Pro Team Tee  
L350 – Pro Team Ladies' Tee  
Y350 – Pro Team Youth Tee  
S350LS – Pro Team Long Sleeve Tee  
Y350LS – Pro Team Long Sleeve Youth Tee  
L3520 – Pro Team Ladies' V-Neck Tee  
L3520LS – Pro Team Ladies' V-Neck L/S Tee  
S3527 – Pro Team Sleeveless Tee  
L3527 – Pro Team Sleeveless Ladies' Tee  
S355 – Pro Team Shorts  
Y355 – Pro Team Youth Shorts  
S3519 – Pro Team Home & Away Jersey  
L3519 – Pro Team Home & Away Ladies' Jersey  
Y3519 – Pro Team Home & Away Youth Jersey

### Available Colours and PMS Colours

Textile fabric colours are subject to dye lot variation and will not be exact match to print pantone reference

White/Black  N/A /Black 6C	White/Coal Grey  N/A /Between Cool Grey 10C & Cool Grey 11C	White/True Navy  N/A /539C	White/True Royal  N/A /Between 7686C & 7687C	White/Carolina Blue  N/A /7454C	White/Purple  N/A /A Little Darker than 7672C
White/Forest Green  N/A /7736C	White/Lime Shock  N/A /375C	White/Gold  N/A /1235C	White/Deep Orange  N/A /1665C	White/True Red  N/A /200C	White/Maroon  N/A /7643C

### Fabric Features / Details:



Due to the nature of polyester performance fabrics, special care must be taken throughout the decoration process.

## S3526 - The Authentic T-Shirt Company® Pro Team Baseball Jersey

### GARMENT MEASUREMENTS

Size	XS	S	M	L	XL	2XL	3XL	4XL
Chest - <i>Half Measure</i>	18"	19 1/2"	21"	22 1/2"	24"	25 1/2"	27 1/2"	29 1/2"
Chest - <i>Full Measure</i>	36"	39"	42"	45"	48"	51"	55"	59"
Body Length from HPS	28"	29"	30"	31"	32"	33"	33 1/2"	34"
Sleeve Length from CB	26"	26 3/4"	27 1/2"	28 1/4"	28 3/4"	29 1/4"	30"	30 3/4"

*Finished measurements in inches. Refer to "How to Measure" guide for detailed information on measurement instructions.*

### ADULT General Sizing Guide

Size	XS	S	M	L	XL	2XL	3XL	4XL
Chest	30"-32"	34"-36"	38"-40"	42"-44"	46"-48"	50"-52"	54"-55"	56"-57"
Waist	26"-29"	29"-32"	32"-35"	35"-38"	38"-41"	41"-44"	44"-47"	47"-50"
Sleeve Length-CB	31"-32"	32"-33 1/2"	34"-35"	35"-36"	36"-37"	37"-38"	38"-39"	38 1/2"-39"



### DECORATION INSTRUCTIONS FOR POLYESTER WICKING FABRICS

Due to the nature of polyester performance fabrics, special care must be taken throughout the decoration process. Here are some tips to effectively decorate our performance products.

- Garment temperature must not exceed 320°F or 160°C. Exceeding this temperature will cause the fabric to shrink, become wavy or cause dye migration.
- Dryer temperature and belt speeds must be changed accordingly for polyester fabric.
- If flashing these garments, do not exceed 1-2 seconds. Anything longer may damage the fabric as stated above.
- **Screen Printing:** These garments require the use of poly inks that cure at a lower temperature. A Dyno Grey base blocker on all colours and a second white base blocker on all dark colours are recommended. Please consult your ink supplier for more information.
- Polyester requires a longer cooling time than cotton. Avoid overlap of garments and screen-print/heat transfer until the garments are cooled. Failure to cool the fabric prior to stacking into a printer's fold may cause the fabric and applied ink to stick together
- **Heat Transfers:** Poly mark heat transfers need to be created with an anti-migration layer in the design. This process can only be done on white or very light coloured fabric. Inks used in printing paper design need to be darker than the base fabric or colour will migrate with the fabric colour resulting in a bleeding effect.
- **Sublimation Printing:** As noted for the poly mark heat transfers, this process can only be done on white or very light coloured fabric. Inks used in printing paper design need to be darker than the base fabric or colour will migrate with the fabric colour resulting in a bleeding effect.
- If you heat press these garments, you must adjust the time, temperature and pressure. Failure to do so may damage the fabric as stated above.
- A test sample run is recommended, especially if you have a large order or if your printer does not specialize in printing on performance fabrics.