



## IMPROVED!

### New Era® Stretch Mesh Cap - NE1020

#### Product Features:









- 100% cotton in front two panels; 100% Polyester Spacer Mesh in mid and back panels
- 39THIRTY® stretch fit
- Mid Profile contoured crown with 6 panels  
\*\*updated fit for 2013
- Structured cap with precurved visor
- 6-Panel
- Stretch fit with elasticized band
- New Era® taping on inside seams

SIZE	FITTED HAT SIZE	INCHES	CM
S/M	6 7/8 to 7 1/4	21 5/8 to 22 3/4	54.9 to 57.7
M/L	7 1/8 to 7 5/8	22 3/4 to 23 7/8	56.8 to 60.6
L/XL	7 1/2 to 8	23 1/2 to 25	59.6 to 63.5

New Era® products may not be sold without embellishment.

#### Available Colours and PMS Colours

Textile fabric colours are subject to dye lot variation and will not be exact match to print pantone reference

Black/Black  Neutral Black C	Black/White  Neutral Black C/ N/A	Deep Navy/Deep Navy  296C/296C	Deep Navy/White  296C/ N/A
Grey/Black  Cool Grey 7C/ Neutral Black C	Royal/Royal  654C/654C	Scarlet/White  187C/ N/A	White/White  N/A

#### Fabric Detail:



#### Smart Uses:

- Schools/camps
- Gift giving
- Sports teams & events
- Coaches/athletes
- Donations/ door prizes
- And much more!

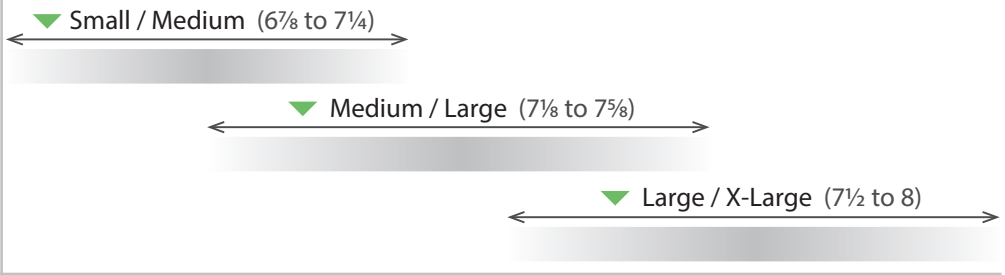


**NEW ERA**  
 SIZING CHART

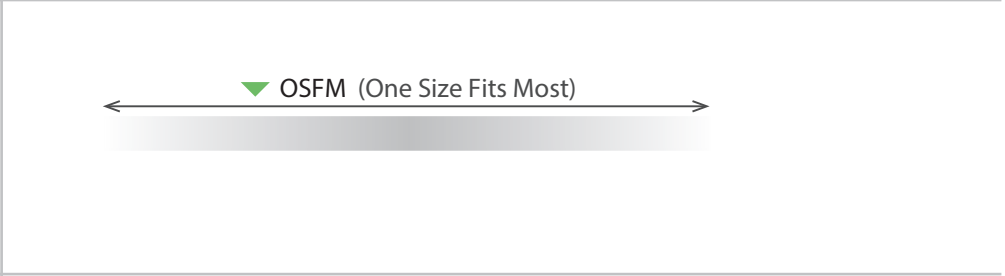
CM	54.9	55.8	56.8	57.7	58.7	59.6	60.6	61.5	62.5	63.5
INCHES	21 $\frac{5}{8}$	22	22 $\frac{3}{8}$	22 $\frac{3}{4}$	23 $\frac{1}{8}$	23 $\frac{1}{2}$	23 $\frac{7}{8}$	24 $\frac{1}{4}$	24 $\frac{5}{8}$	25
FITTED SIZE	6 $\frac{7}{8}$	7	7 $\frac{1}{8}$	7 $\frac{1}{4}$	7 $\frac{3}{8}$	7 $\frac{1}{2}$	7 $\frac{5}{8}$	7 $\frac{3}{4}$	7 $\frac{7}{8}$	8



**Stretch Fit**  
 STYLE #: NE1000, NE1020, NE1030,  
 NE1120, NE401, NE1050, NE1070,  
 NE1800



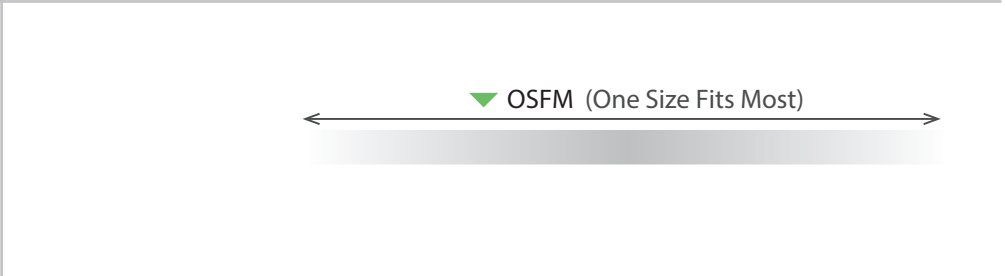
**D-Clip**  
 STYLE #: NE201



**Hook and loop**  
 STYLE #: NE200



**Snapback**  
 STYLE #: NE400, NE4800



CM	51.1	52.0	53.0	53.3	53.6	53.9	54.2	54.9
INCHES	20 $\frac{1}{8}$	20 $\frac{1}{2}$	20 $\frac{7}{8}$	21	21 $\frac{1}{8}$	21 $\frac{1}{4}$	21 $\frac{3}{8}$	21 $\frac{5}{8}$
FITTED SIZE	6	6 $\frac{1}{8}$	6 $\frac{1}{4}$	6 $\frac{3}{8}$	6 $\frac{1}{2}$	6 $\frac{5}{8}$	6 $\frac{3}{4}$	6 $\frac{7}{8}$



**Stretch Fit**  
 STYLE #: NE302

