

THE AUTHENTIC T-SHIRT COMPANY® PTech Fleece Track Jacket - F222



Product Features:

- 12-oz, 100% polyester
- Self fabric collar
- Set-in sleeves
- Front zippered pockets
- Partial 1x1 rib knit on cuffs
- Tonal, full length coil zipper
- YKK zippers with "ATC" auto-lock zipper pull
- Reinforced topstitching throughout
- Tonal "ATC" logo embroidery on left hip
- "ATC" locker loop neck label

Adult sizes XS-4XL

Corresponding styles;

PTech Hooded Pullover - F220

Adult/Ladies' PTech Hooded Jacket - F221/L221





Adult/Ladies' PTech Pant - F223/L223

Fabric Detail:



Available Colours and PMS Colours

Textile fabric colours are subject to dye lot variation and will not be exact match to print pantone reference

Black	Charcoal Heather	Sport Heather Grey	True Navy
			
Black 6C	Multiple shades of 425C	N/A	539C



Smart Uses:

A fleece like no other – soft enough for your skin but made of double-knit construction to play as hard as you do.

- Schools/camps
- Gift giving
- Sports teams & events
- Coaches/athletes
- Donations/door prizes
- And much more!

F222 - The Authentic T-Shirt Company® PTech™ Fleece Track Jacket

GARMENT MEASUREMENTS

Size	XS	S	M	L	XL	2XL	3XL	4XL
Chest - <i>Half Measure</i>	20"	20 1/2"	23"	24 1/4"	26"	27 1/2"	29 1/2"	31 1/2"
Chest - <i>Full Measure</i>	40"	41"	46"	49"	52"	55"	59"	63"
Body Length from HPS	28"	28 1/2"	29"	29 1/2"	30 1/2"	31 1/2"	32"	32 1/2"
Sleeve Length from CB	34 3/4"	35 1/2"	36 1/4"	37"	37 3/4"	38 1/2"	39"	39 1/2"

Finished measurements in inches. Refer to "How to Measure" guide for detailed information on measurement instructions.

ADULT General Sizing Guide

Size	XS	S	M	L	XL	2XL	3XL	4XL
Chest	30"-32"	34"-36"	38"-40"	42"-44"	46"-48"	50"-52"	54"-55"	56"-57"
Waist	26"-29"	29"-32"	32"-35"	35"-38"	38"-41"	41"-44"	44"-47"	47"-50"
Sleeve Length-CB	31"-32"	32"-33 1/2"	34"-35"	35"-36"	36"-37"	37"-38"	38"-39"	38 1/2"-39"



PRINTING INSTRUCTIONS FOR POLYESTER WICKING FABRICS

Due to the nature of 100% polyester performance fabrics, special care must be taken throughout the printing process. Here are some tips to effectively decorate our performance products:

- Garment temperature must not exceed 320°F or 160°C. Exceeding this temperature will cause the fabric to shrink, become wavy or cause dye migration.
- Dryer temperature and belt speeds must be changed accordingly for polyester fabric.
- If flashing these garments, do not exceed 1-2 seconds. Anything longer may damage the fabric as stated above.
- **Screen Printing:** These garments require the use of poly inks that cure at a lower temperature. A Dyno Grey base blocker on all colours and a second white base blocker on all dark colours are recommended. Please consult your ink supplier for more information.
- Polyester requires a longer cooling time than cotton. Avoid overlap of garments and screen-print/heat transfer until the garments are cooled. Failure to cool the fabric prior to stacking into a printer's fold may cause the fabric and applied ink to stick together.
- **Heat Transfers:** Poly mark heat transfers need to be created with an anti-migration layer in the design. This process can only be done on white or very light coloured fabric. Inks used in printing paper design need to be darker than the base fabric or colour will migrate with the fabric colour resulting in a bleeding effect.
- **Sublimation Printing:** As noted for the poly mark heat transfers, this process can only be done on white or very light coloured fabric. Inks used in printing paper design need to be darker than the base fabric or colour will migrate with the fabric colour resulting in a bleeding effect.
- If you heat press these garments, you must adjust the time, temperature and pressure. Failure to do so may damage the fabric as stated above.
- A test sample run is recommended, especially if you have a large order or if your printer does not specialize in printing on performance fabrics.