



NEW ERA® Contrast Stitch Sideline Cap- NE1800

Product Features:

- 100% Polyester
- 6-panel
- Stretch fit with elasticized band
- NEW ERA® taping on inside seams

Adult sizes: **S/M** (6⁷/₈– 7¹/₄),
M/L (7¹/₈– 7⁵/₈),
L/XL (7¹/₂– 8)

NEW ERA® products may not be sold without embellishment.

Fabric Detail:



Available Colours and PMS Colours

Textile fabric colours are subject to dye lot variation and will not be exact match to print pantone reference

Black/ Graphite	Black/ Lime	Black/ Scarlet	Black/ Royal
Neutral Black C/ 431C	Neutral BlackC/ Between 374C & 375C & 201C	Neutral Black C/ Between 200C	Neutral Black C/2728C



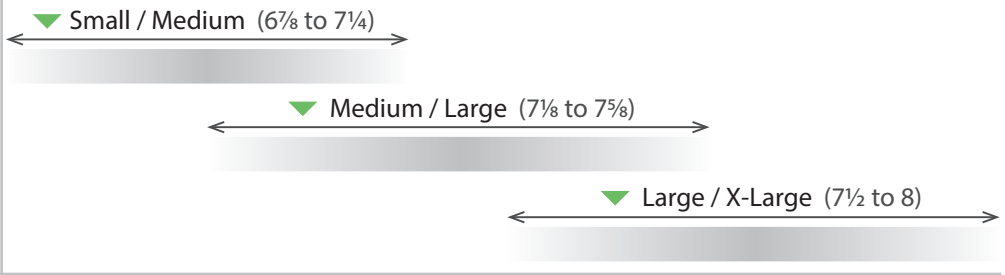


NEW ERA
 SIZING CHART

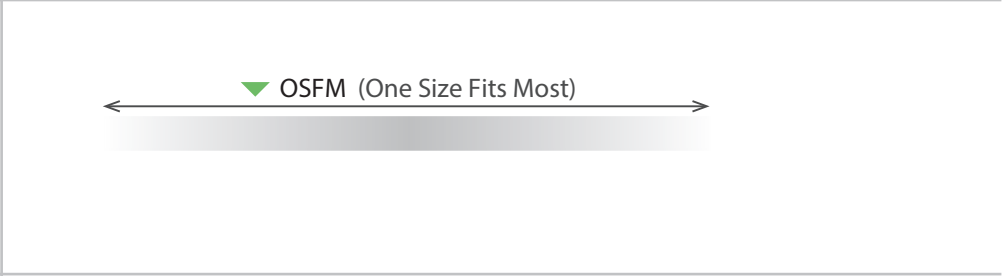
CM	54.9	55.8	56.8	57.7	58.7	59.6	60.6	61.5	62.5	63.5
INCHES	21 $\frac{5}{8}$	22	22 $\frac{3}{8}$	22 $\frac{3}{4}$	23 $\frac{1}{8}$	23 $\frac{1}{2}$	23 $\frac{7}{8}$	24 $\frac{1}{4}$	24 $\frac{5}{8}$	25
FITTED SIZE	6 $\frac{7}{8}$	7	7 $\frac{1}{8}$	7 $\frac{1}{4}$	7 $\frac{3}{8}$	7 $\frac{1}{2}$	7 $\frac{5}{8}$	7 $\frac{3}{4}$	7 $\frac{7}{8}$	8



Stretch Fit
 STYLE #: NE1000, NE1020, NE1030,
 NE1120, NE401, NE1050, NE1070,
 NE1800



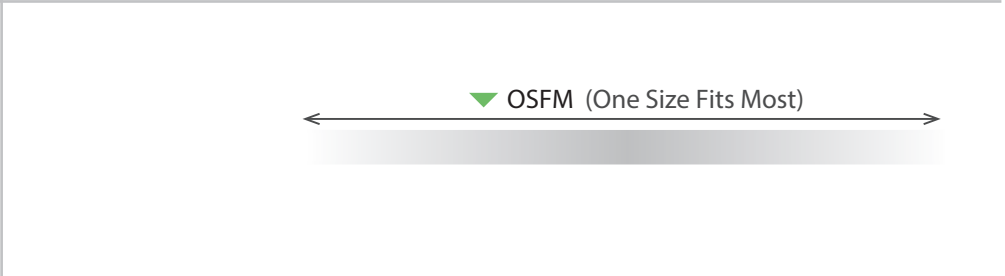
D-Clip
 STYLE #: NE201



Hook and loop
 STYLE #: NE200



Snapback
 STYLE #: NE400, NE4800



CM	51.1	52.0	53.0	53.3	53.6	53.9	54.2	54.9
INCHES	20 $\frac{1}{8}$	20 $\frac{1}{2}$	20 $\frac{7}{8}$	21	21 $\frac{1}{8}$	21 $\frac{1}{4}$	21 $\frac{3}{8}$	21 $\frac{5}{8}$
FITTED SIZE	6	6 $\frac{1}{8}$	6 $\frac{1}{4}$	6 $\frac{3}{8}$	6 $\frac{1}{2}$	6 $\frac{5}{8}$	6 $\frac{3}{4}$	6 $\frac{7}{8}$



Stretch Fit
 STYLE #: NE302

